

2 Socket Base Filters & Impedance Matching Units

P-0941-003/4 (Impedance Matching units), P-0941-005/6 (Filters)



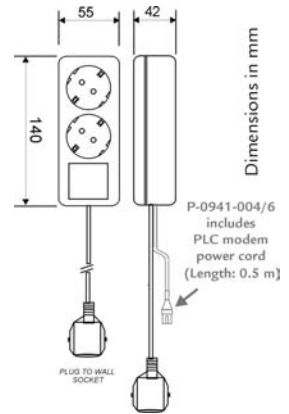
Features

- Allows to increase the impedance of the line, improving PLC signal transmission performance (impedance matching units: P-0941-003/4).
- Removes interference and noise from noise sources that may reduce PLC networks performance (single phase filters: P-0941-005/6).
- P-0941-004/6 includes a power cord for PLC modem supply.

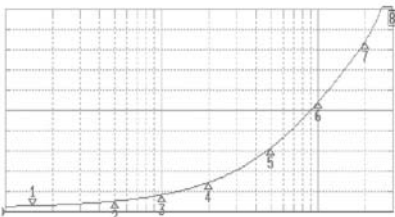
Electrical parameters

	P-0941-003	P-0941-004	P-0941-005	P-0941-006
Rated voltage		250 V		
Rated frequency		50-60 Hz		
Rated current (at rated temp.)		10 A @ 25°C		
Climatic category (DIN 40040)		IQF		
Test Line - Neutral voltage		1700 Vdc		
Line/Neutral-PE		1800 Vac		
La		7.4uH		
Cx		N/A		1 F
R		N/A		470 K
Cable length	N/A	1,5 m	N/A	1,5 m

Dimensions

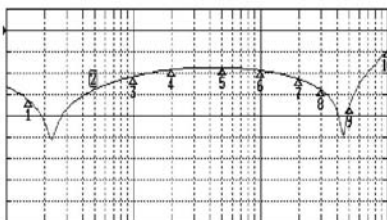


Impedance response



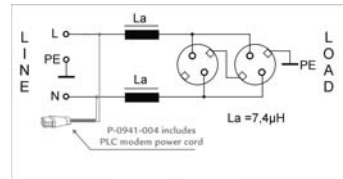
Freq. (MHz)	Impedance (Ω)	
1	0.15	5.117
2	0.5	16.344
3	1	32.075
4	2	62.785
5	5	147.902
6	10	260.888
7	20	410.611
8	30	538.223

Insertion losses

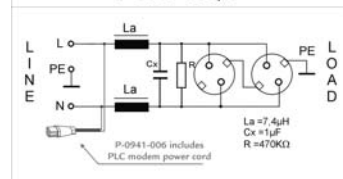


Freq. (MHz)	Insertion losses (dB)	
1	0.15	-32.752
2	0.5	-27.888
3	1	-21.461
4	2	-18.282
5	5	-17.382
6	10	-18.679
7	20	-22.810
8	30	-27.842
9	50	-35.816
10	100	-9.390

Electrical diagram



P-0941-003/4



P-0941-005/6